



# RULES APPLIED TO GARBAGE COLLECTION

## Rule No.1: When to put garbage out for collection



Each type of garbage is collected on predetermined collection days. Read "Environmental and Living Calendar" to check when to put your garbage out for collection.

Put garbage out for collection by 8:00 a.m. on the day of collection.

## Rule No.2: Where to put garbage out for collection

Each type of garbage is collected at predetermined sites.

**Garbage collection sites**

- Burnable garbage**
- Non-burnable garbage**
- Spray cans**
- Cans**
- Bottles and Jars**
- PET bottles**
- Used paper and clothes**

**Outside your doorstep**

The City provides door-to-door pick-up of oversized garbage on a reservation basis. You are billed a charge for oversized garbage collection.

**City halls and community centers at Yatabe, Sakura, Oho, Toyosato, Tsukuba, Kukizaki**

Fluorescent lights, dry cells and mercury thermometers (Return button-type or rechargeable batteries to stores.)  
Bring fluorescent lights, dry cells or mercury thermometers to these city halls or community centers during their business hours.

**Unacceptable items**

Tsukuba City can not collect TV sets, washing machines, refrigerators (freezers), air conditioners, or personal computers.

You can take a large amount of garbage produced by moving, directly to the Clean Center.

If you are not sure of where to put your garbage out, check with your landlord or real estate agent for garbage collection sites.



## Rule 3: How to separate and put garbage out for collection?

See the following sections.



Collected twice a week

Put burnable garbage in officially designated garbage bags.

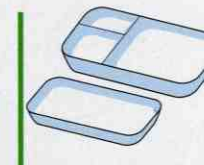
Burnable garbage should be separated, placed in designated garbage bags, and put out for collection at garbage collection sites. There are 3 types of garbage bags: 20, 30, 40 liters.



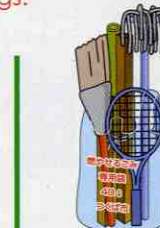
Kitchen waste



Items made entirely of plastic



Food trays and Styrofoam



Sticks or rods made from materials other than metal



Plastic wrap, cellophane, vinyl, plastic bags that contain aluminum such as potato chip bags, plastic lids of PET bottles



Desiccants, coolants and medicines



Waste paper and woodchips



Pet feces



Cooking oil (Should be soaked into paper or cloth after cooled)



Cassettes, records, videos, CDs, MDs, FDs, DVDs



Leather, rubber, boots, sneakers, leather shoes




Garden waste (branches, leaves and grass): Pruned branches must be cut to less than 15 cm in diameter. Garden waste placed in up to 5 designated garbage bags is collected at one time. Large amounts of garden waste must be taken directly to the Clean Center.

\*Garbage that does not fit in a 40 liter bag must be disposed of as OVERSIZED GARBAGE.

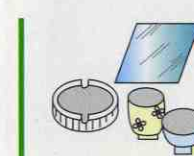


Collected twice a month

No officially designated bags. Use transparent or semi-transparent bags of around 40 liters.



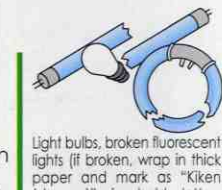
You can put stick or rod-like things, including umbrellas, metal bats and golf clubs, out for collection as non-burnable garbage, as long as they are less than 150 cm in length. Place them in transparent or semi-transparent bags.




Glass, earthenware



Bottles other than for food or drink (including cosmetic and oil bottles)



Light bulbs, broken fluorescent lights (if broken, wrap in thick paper and mark as "Kiken (danger)" in bold letters, preferably in hiragana or kanji)



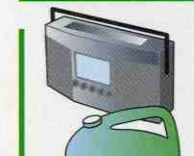
Aluminum foil



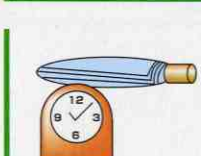
Cooking utensils (including pans)



Disposable lighters, disposable body warmers. Disposable lighters must be emptied of gas.



Small electric appliances



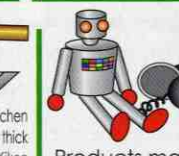
Umbrellas and clocks



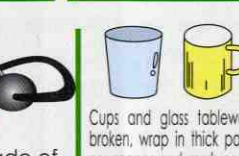
Metal bottle caps



Knives, needles (including kitchen knives and razors). Wrap in thick paper and mark as "Kiken (danger)" in bold letters, preferably in hiragana or kanji.



Products made of plastic and metal



Cups and glass tableware (if broken, wrap in thick paper and mark as "Kiken (danger)" in bold letters, preferably in hiragana or kanji.)

\*Garbage that does not fit in a 40 liter bag must be disposed of as OVERSIZED GARBAGE.



**Collected twice a month**

Spray cans may contain flammable chemicals. To prevent fires at garbage collection vehicles or disposal facilities, spray cans and glass bottles are collected on the same day.

**How to put spray cans out for collection**



**Collected Any time**



**\*Fluorescent lights, batteries and mercury thermometers**  
Bring discarded fluorescent lights, batteries and mercury thermometers from your home to receptacles at the city halls and community centers during their business hours.  
**Fluorescent lights:** Put back in original packaging to prevent breakage.  
**Batteries:** Bring button-type or rechargeable batteries to battery collection boxes at electric appliance shops  
**Mercury thermometers:** Put original packaging to prevent breakage.

Large amounts of fluorescent lights, batteries and mercury thermometers must be taken directly to Clean Center.



**Collected twice a month**

**Metal cans for cookies, rice crackers, drinks and foods (including box-shaped cans)**

\*Empty and rinse. Dirty cans should be disposed of as non-burnable garbage.



**CANS**

No officially designated bags. Put cans in transparent or semi-transparent bags of 20 to 40 liters.



**Collected twice a month**

**Bottles and jars for foods and drinks**

\*Remove lids. Dispose plastic lids as burnable garbage and metal lids as non-burnable garbage. Empty and rinse. Very dirty or broken bottles or jars should be disposed of as non-burnable garbage. No officially designated bags.

\*Bottles other than for foods and drinks (including bottles for cosmetics and heat resistance glass products) must be disposed of as non-burnable garbage

**BOTTLES and JARS**

No officially designated bags. Put bottles and jars in transparent or semi-transparent bags of 20 to 40 liters.



**Collected twice a month**



**PET bottles for drinks, soy sauce, and liquors (Recyclable plastic bottle-shaped containers marked "PET")**

※Remove lids. Empty and rinse. Remove labels if possible. Very dirty or oily bottles and plastic lids should be disposed of as burnable garbage. Recyclable plastic bottles are marked "PET."

※Egg containers must be disposed of as BURNABLE GARBAGE even if they are marked "PET."

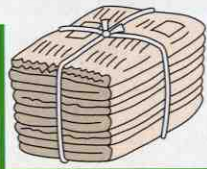
**PLASTIC "PET" BOTTLES**

No officially designated bags. Put bottles in transparent or semi-transparent bags of 20 to 40 liters.



**Collected twice a month**

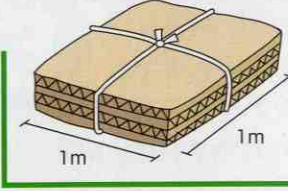
**Waste paper and waste clothes**



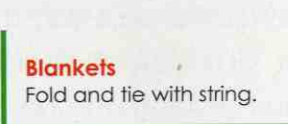
**Newspaper**  
Tie with string and put in paper bags or plastic bags. You can use paper bags or plastic bags distributed by your newspaper distributors.



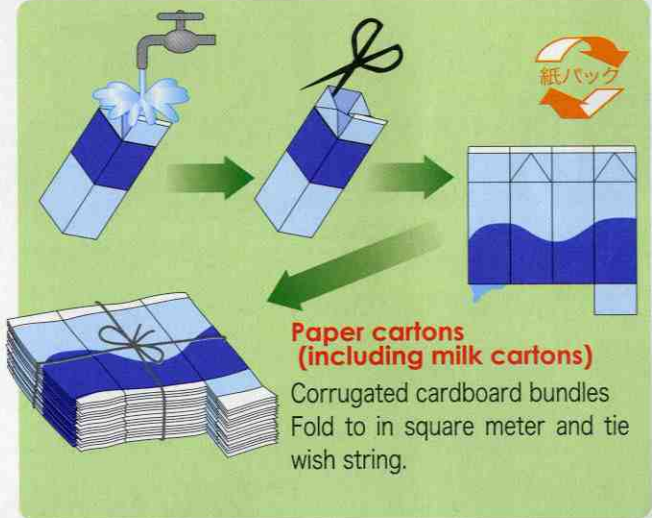
**Magazines and books**  
Tie with string.  
**Other paper (including candy boxes, wrapping papers)**  
Tie with string.



**Corrugated cardboard bundles**  
Fold to in 1 square meter and tie with string.




**Blankets**  
Fold and tie with string.



**Paper cartons (including milk cartons)**

Corrugated cardboard bundles  
Fold to in square meter and tie with string.



**\*Clothing made of cotton and wool and bed sheets**  
Tie with string.  
**\*Futon bed quilting**  
Dispose of as oversized garbage  
**\*Clothing made of synthetic fibers (Such as ski suits)**  
Dispose of as burnable garbage

If it is raining on collection day, keep waste clothes until the next collection day.



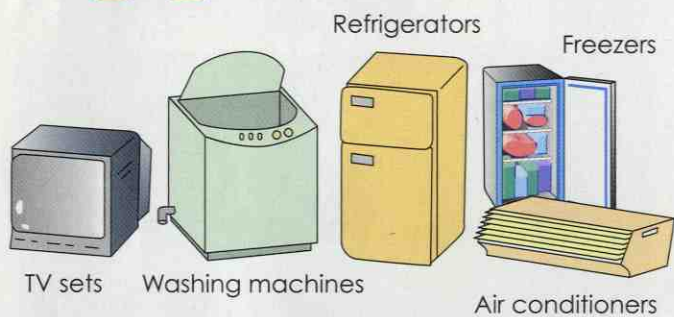
# Before putting oversized garbage out for collection

First, check if your oversized garbage is reusable or recyclable.

Consider bringing/donating unneeded furniture and electric appliance to recycle shops or bazaars, or selling them at flea markets



## How to dispose of TV sets, washing machines, refrigerators (freezers), and air conditioners ("4 types of home appliances.")



The Home Electric Appliance Recycling Law requires electrical appliance manufacturers to pick up and recycle the 4 types of home appliances.

Tsukuba city does not pick up the 4 types of home appliances.

You can ask electric appliance retailers to pick up unneeded appliances listed above, and ask how much the collection and transport fee is and how and when they will pick them up.

If possible, ask someone fluent in Japanese to communicate the details to such retailers.



## How to dispose of personal computers for home use

According to the law, computers and computer displays must be returned to their manufacturers for recycling. Ask the manufacturers for more information.

When you know the manufacturer's name, ask the manufacturer for more information on collection and recycling.

If the manufacturer is no longer in existence please contact the PC 3R Promotion Center.

The PC 3R Promotion Center TEL03-5282-7685  
Homepage <http://www.pc3r.jp/uketsuke.html>



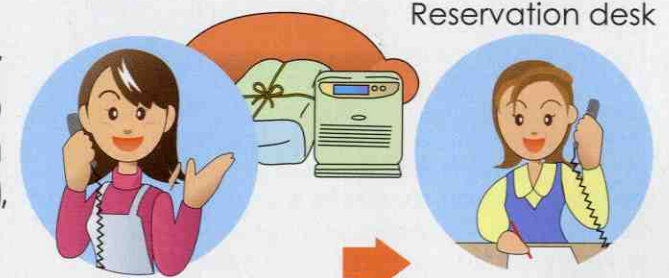
## How to dispose of oversized garbage for collection

First, call the Collection Center to make a reservation.



Un-recyclable oversized items must be disposed of as OVERSIZED GARBAGE. Oversized garbage is collected door-to-door on a reservation basis. You will be told the pick-up date and the fees when reserved.

**1** Make a reservation. Call the Collection Center (Sodai gomi uketsuke center) (029-876-8088) to arrange a collection date, check the collection fee (i.e. how many tickets you should purchase), and receive a confirmation number.



Reservation desk

You will be asked to provide your name, address, phone number, and items you will put out for collection. Ask someone fluent in Japanese to communicate the details to the center.

Reservation by Internet

The collection reservation is also available on the website <http://www.city.tsukuba.ibaraki.jp/> 24 hours.

The Collection Center is available by phone 029-876-8088, Monday through Friday from 8:30 a.m. through 5:15 p.m. Not available on Saturdays, Sundays and the year-end through newyear holidays.



**2** Purchase oversized garbage collection tickets (sodai gomi shoriken).

Purchase (an) oversized garbage collection ticket(s). One ticket costs 400 yen. Purchase as many tickets as needed. The tickets are available at stores in Tsukuba city which sell the stickers.



**3** Put the items out for collection on the designated collection date.

Write the confirmation number on the ticket (if you purchased two or more tickets for the item, write the number on one of them.), and attach the ticket in a manner that the ticket and number can be easily spotted. Put the item out for collection on your premises, by 8:00 a.m. on the collection day.



The section below lists more details about how to reserve oversized garbage collection