

# A Calculation of CSR

K. Oide

Nov 8, 2010

Mini CSR Workshop @ KEK

# MAXWELL'S EQUATIONS

$$\frac{1}{r} \frac{\partial r E_\phi}{\partial r} - \frac{1}{r} \frac{\partial E_r}{\partial \phi} = -\frac{\partial B_y}{\partial t}$$

$$\frac{1}{r} \frac{\partial E_y}{\partial \phi} - \frac{\partial E_\phi}{\partial y} = -\frac{\partial B_r}{\partial t}$$

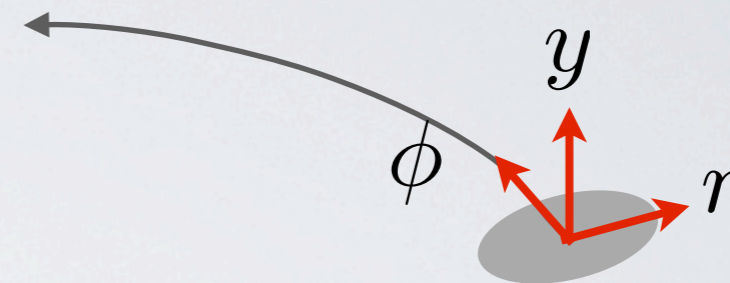
$$\frac{\partial E_r}{\partial y} - \frac{\partial E_y}{\partial r} = -\frac{\partial B_\phi}{\partial t}$$

$$\frac{1}{r} \frac{\partial r B_\phi}{\partial r} - \frac{1}{r} \frac{\partial B_r}{\partial \phi} = \mu_0 j_y + \frac{1}{c^2} \frac{\partial E_y}{\partial t}$$

$$\frac{1}{r} \frac{\partial B_y}{\partial \phi} - \frac{\partial B_\phi}{\partial y} = \mu_0 j_r + \frac{1}{c^2} \frac{\partial E_r}{\partial t}$$

$$\frac{\partial B_r}{\partial y} - \frac{\partial B_y}{\partial r} = \mu_0 j_\phi + \frac{1}{c^2} \frac{\partial E_\phi}{\partial t}$$

$$\frac{1}{r} \frac{\partial r E_r}{\partial r} + \frac{1}{r} \frac{\partial E_\phi}{\partial \phi} + \frac{\partial E_y}{\partial y} = \frac{\rho}{\epsilon_0}$$



$$j_r = j_y = 0, \quad j_\phi = \rho c$$

$$\frac{\partial}{\partial r} \left( \frac{1}{r} \frac{\partial r E_r}{\partial r} \right) + \frac{1}{r^2} \frac{\partial^2 E_r}{\partial \phi^2} + \frac{\partial^2 E_r}{\partial y^2} - \frac{1}{c^2} \frac{\partial^2 E_r}{\partial t^2} - \frac{2}{r^2} \frac{\partial E_\phi}{\partial \phi} = \frac{1}{\epsilon_0} \frac{\partial \rho}{\partial r}$$

$$\frac{\partial}{\partial r} \left( \frac{1}{r} \frac{\partial r E_\phi}{\partial r} \right) + \frac{1}{r^2} \frac{\partial^2 E_\phi}{\partial \phi^2} + \frac{\partial^2 E_\phi}{\partial y^2} - \frac{1}{c^2} \frac{\partial^2 E_\phi}{\partial t^2} + \frac{2}{r^2} \frac{\partial E_r}{\partial \phi} = \frac{1}{\epsilon_0} \left( \frac{1}{r} \frac{\partial \rho}{\partial \phi} + \frac{1}{c} \frac{\partial \rho}{\partial t} \right)$$

# MAXWELL'S EQUATIONS

$$\frac{\partial}{\partial r} \frac{1}{r} \frac{\partial r E_r}{\partial r} + \frac{1}{r^2} \frac{\partial^2 E_r}{\partial \phi^2} + \frac{\partial^2 E_r}{\partial y^2} - \frac{1}{c^2} \frac{\partial^2 E_r}{\partial t^2} - \frac{2}{r^2} \frac{\partial E_\phi}{\partial \phi} = \frac{1}{\epsilon_0} \frac{\partial \rho}{\partial r}$$

$$\frac{\partial}{\partial r} \frac{1}{r} \frac{\partial r E_\phi}{\partial r} + \frac{1}{r^2} \frac{\partial^2 E_\phi}{\partial \phi^2} + \frac{\partial^2 E_\phi}{\partial y^2} - \frac{1}{c^2} \frac{\partial^2 E_\phi}{\partial t^2} + \frac{2}{r^2} \frac{\partial E_r}{\partial \phi} = \frac{1}{\epsilon_0} \left( \frac{1}{r} \frac{\partial \rho}{\partial \phi} + \frac{1}{c} \frac{\partial \rho}{\partial t} \right)$$

$$\rho \propto \delta(r - R) \delta(y) \exp(ik(R\phi - ct))$$

$$E_{r,\phi} = (i\bar{E}_r(\phi), \bar{E}_\phi(\phi)) \exp(ik(R\phi - ct))$$

$$\bar{E}_r = \bar{E}_r + \bar{E}_{r0} ,$$

$$\frac{\partial}{\partial r} \frac{1}{r} \frac{\partial r \bar{E}_{r0}}{\partial r} + \frac{\partial^2 \bar{E}_{r0}}{\partial y^2} = \frac{1}{\epsilon_0} \frac{\partial \rho}{\partial r}$$

★ Ignore  $\frac{\partial^2 \bar{E}}{\partial \phi^2}$  terms (Stupakov-Agoh-Yokoya)

# MAXWELL'S EQUATIONS

Then we obtain the first order differential equations  
for  $\bar{E}_{r,\phi}$  .

$$\begin{aligned}\frac{\partial \bar{E}_r}{\partial \phi} &= \frac{i}{2(k^2 R^2 - 1)} \left[ kR \left( (k^2(r^2 - R^2) + 1) (\bar{E}_r + \bar{E}_{r0}) + r \frac{\partial}{\partial r} (\bar{E}_r + \bar{E}_{r0}) + r^2 \left( \frac{\partial^2 \bar{E}_r}{\partial r^2} + \frac{\partial^2 \bar{E}_r}{\partial y^2} \right) \right) \right. \\ &\quad \left. + (k^2(r^2 + R^2) - 1) \bar{E}_\phi + r \frac{\partial \bar{E}_\phi}{\partial r} + r^2 \left( \frac{\partial^2 \bar{E}_\phi}{\partial r^2} + \frac{\partial^2 \bar{E}_\phi}{\partial y^2} \right) \right] \\ \frac{\partial \bar{E}_\phi}{\partial \phi} &= \frac{i}{2(k^2 R^2 - 1)} \left[ kR \left( (k^2(r^2 - R^2) + 1) \bar{E}_\phi + r \frac{\partial \bar{E}_\phi}{\partial r} + r^2 \left( \frac{\partial^2 \bar{E}_\phi}{\partial r^2} + \frac{\partial^2 \bar{E}_\phi}{\partial y^2} \right) \right) \right. \\ &\quad \left. + (k^2(r^2 + R^2) - 1) (\bar{E}_r + \bar{E}_{r0}) + r \frac{\partial}{\partial r} (\bar{E}_r + \bar{E}_{r0}) + r^2 \left( \frac{\partial^2 \bar{E}_r}{\partial r^2} + \frac{\partial^2 \bar{E}_r}{\partial y^2} \right) \right]\end{aligned}$$

# SOLVER

$$\frac{d\mathbf{f}}{d\phi} = \mathbf{A}\mathbf{f} + \mathbf{b}, \quad \mathbf{f} = (\bar{E}_r, \bar{E}_\phi),$$

$$\mathbf{f}(\phi) = \mathbf{f}_0 \exp(\mathbf{A}\phi) + \mathbf{b} \int_0^\phi \exp(\mathbf{A}(\phi' - \phi)) d\phi'$$

$\mathbf{A}$ : Spatial differentiation matrix with boundary conditions

$\mathbf{b}$ : Driving source term by  $\bar{E}_{r0}$ .

The exponent is evaluated by the eigen system of  $\mathbf{A}$ .

The cross section of the beam pipe must be uniform along  $\phi$ .

The mesh size for  $\mathbf{A}$  is varied with  $k$  under the condition:

$$(\Delta x, \Delta y) = \frac{(R/k^2)^{1/3}}{(M_x, M_y)}, \quad M_{x,y} \gtrsim (4, 1)$$

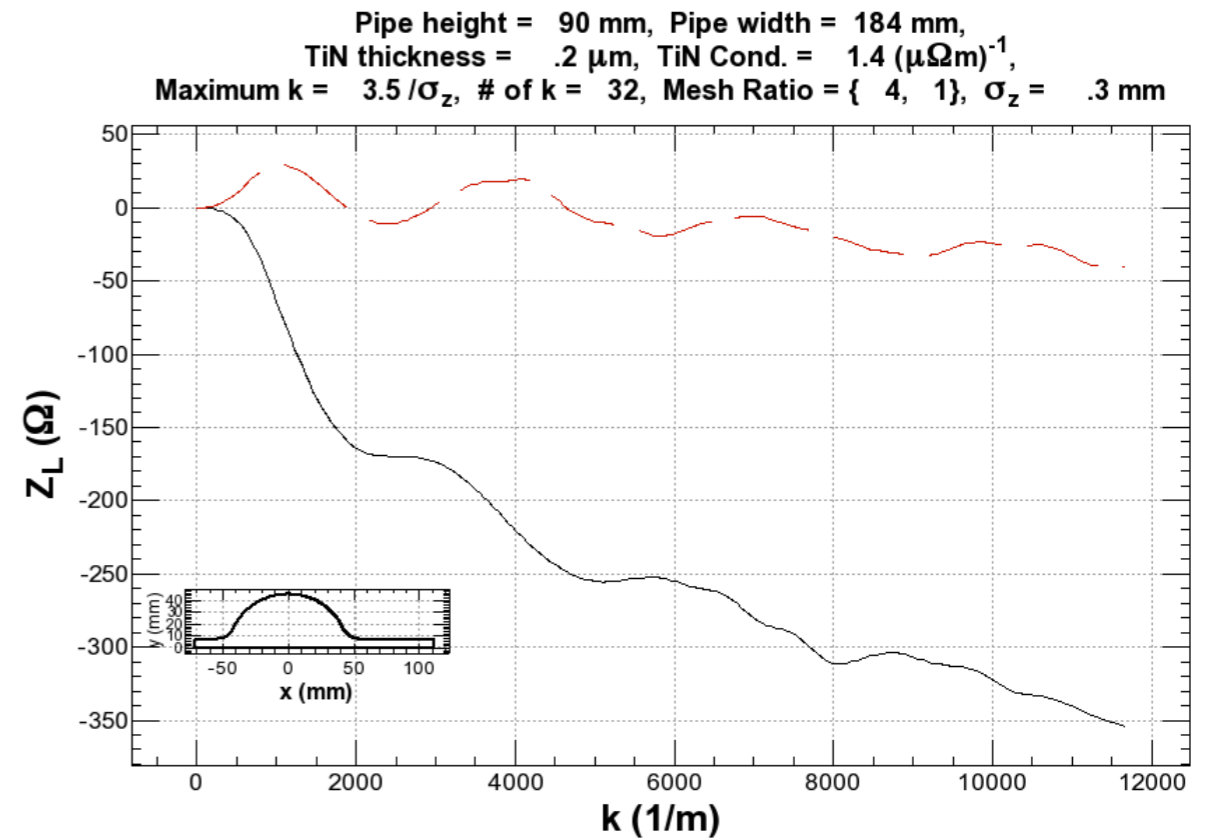
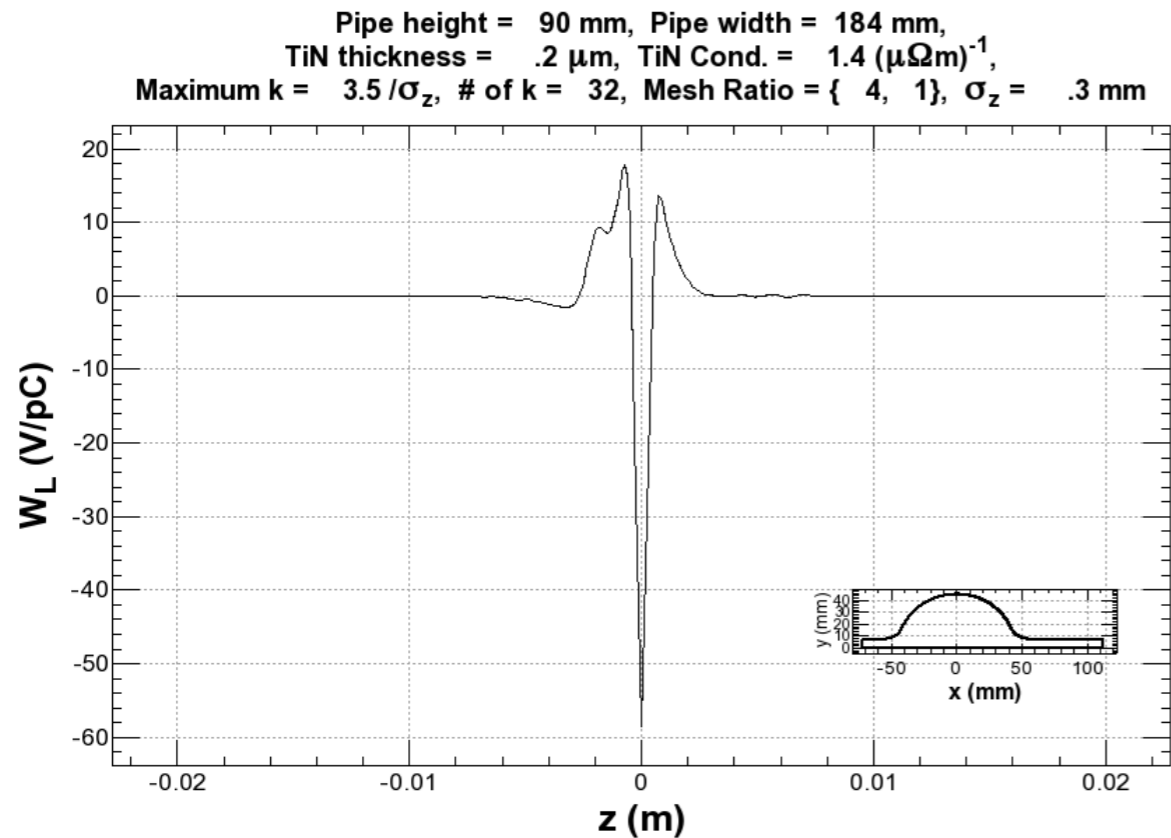
# Implementation of the boundary condition



$$f_{\text{boundary}} = 0 : \quad f_{i+1} = -f_{i-1}, \quad f_i'' = \frac{f_{i-1} - 3f_i}{2}$$
$$f'_{\text{boundary}} = 0 : \quad f_{i+1} = f_i, \quad f_i'' = \frac{f_{i-1} - f_i}{2}$$

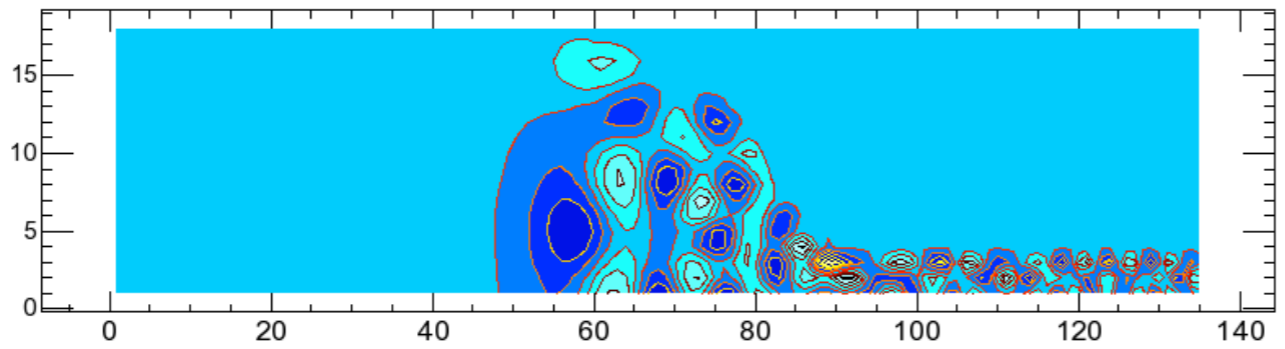
- Are these right choice?

# Results for KEKB antechamber

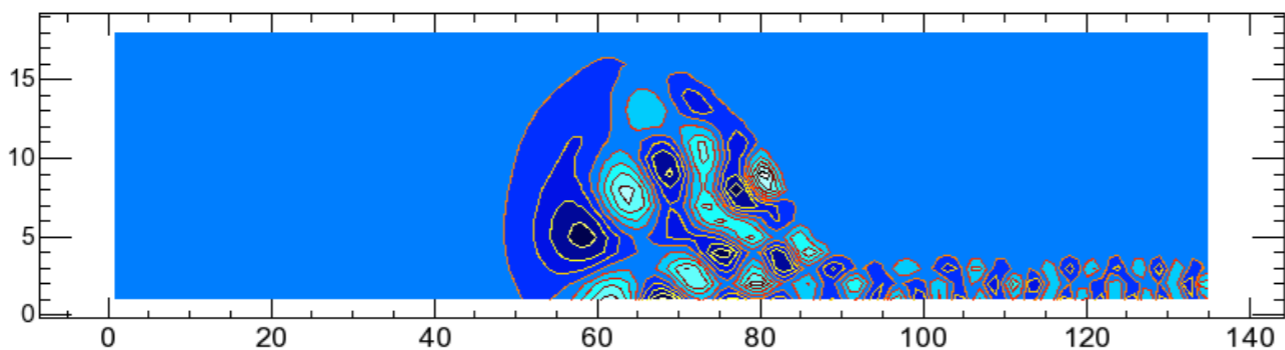


$$\rho = 16.3 \text{ m}, L = 0.89 \text{ m}, \infty \text{ drift}, 11/7/2010$$

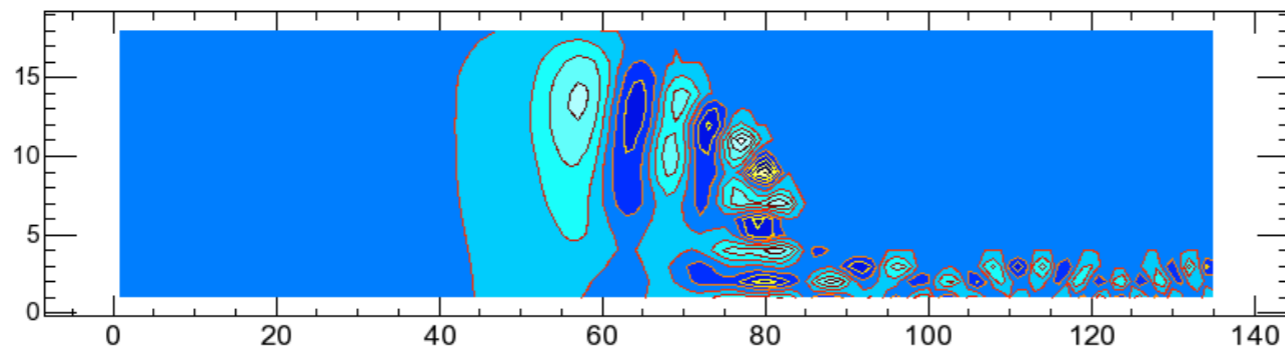
# Some eigen modes



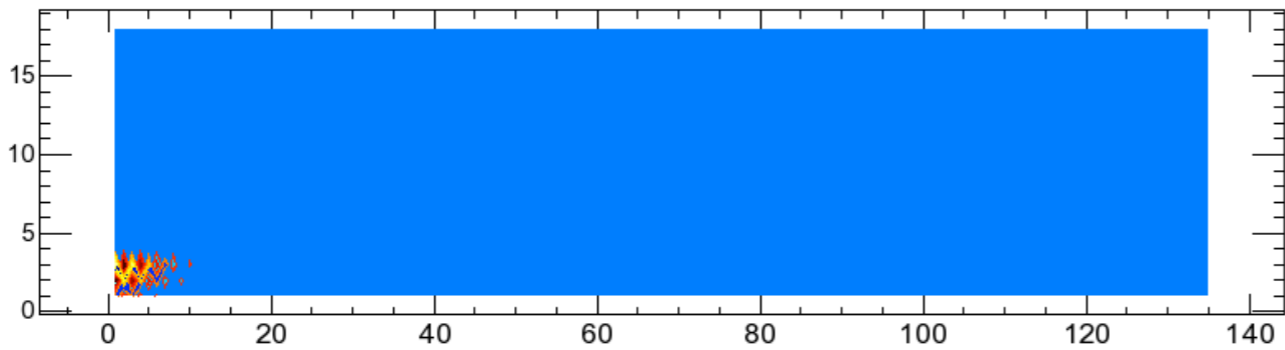
$$w = 187 \text{ /mm}$$



$$w = 521 \text{ /mm}$$



$$w = 595 \text{ /mm}$$

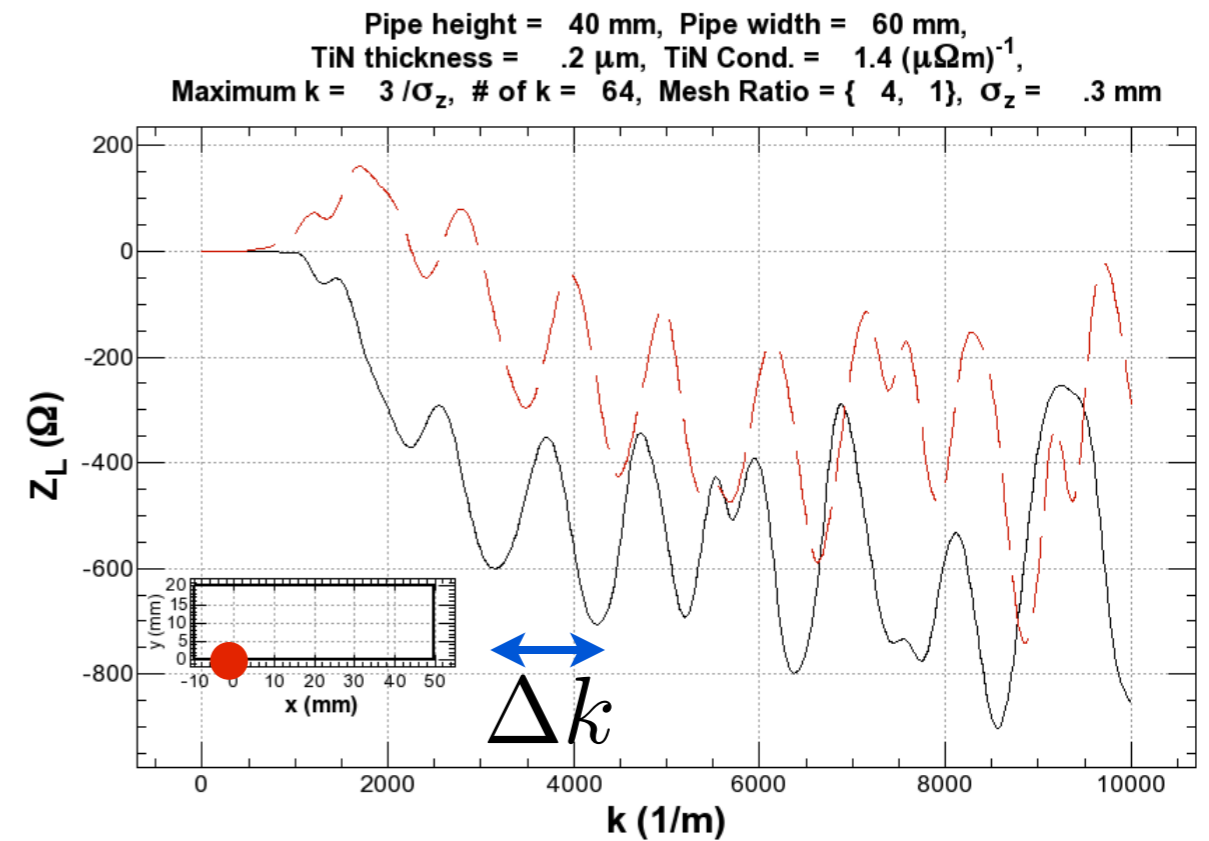
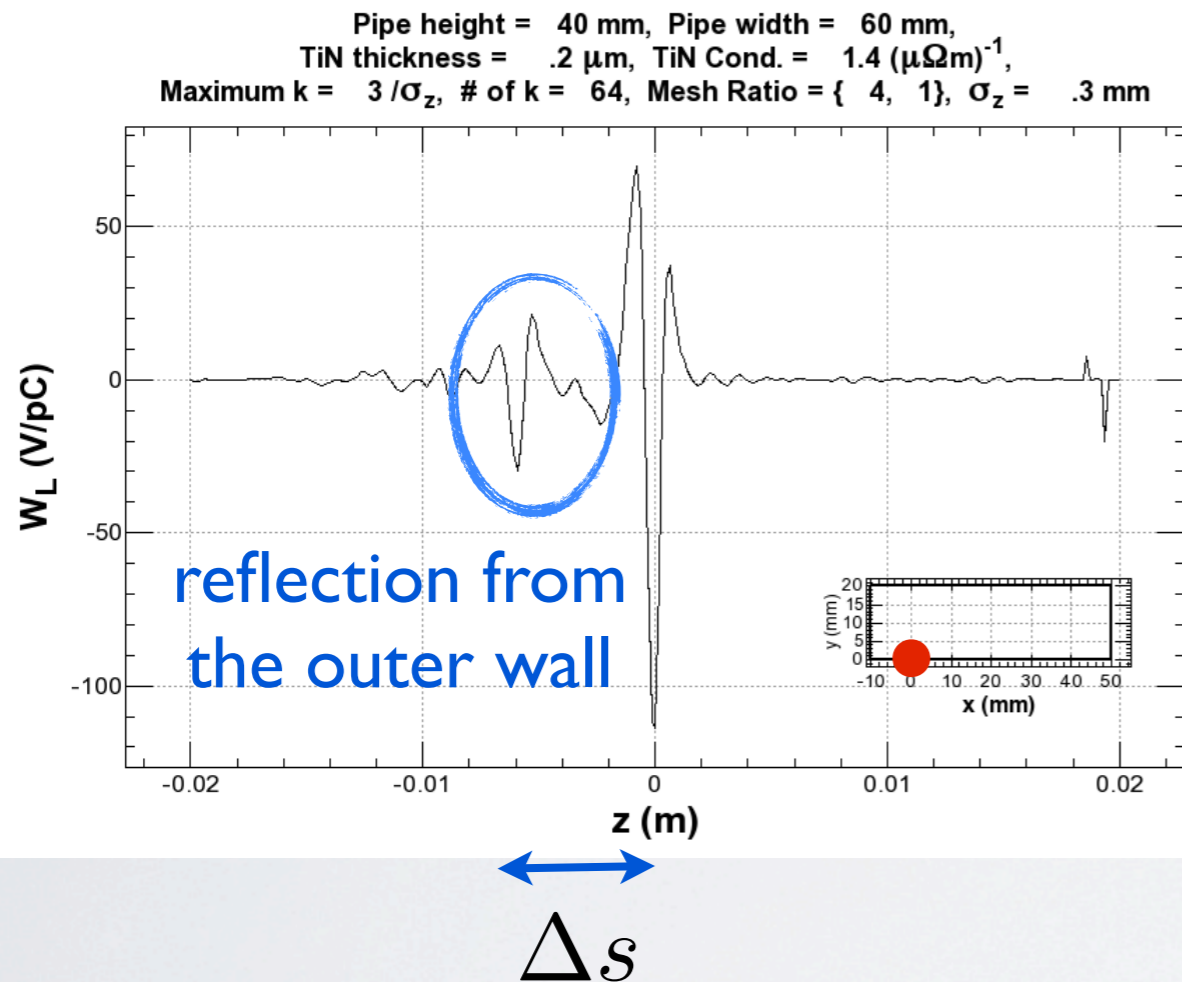


$$w = 940 \text{ /}\mu\text{m}$$

$\rho = 16.3 \text{ m}, k = 10 \text{ /mm}, 11/7/2010$



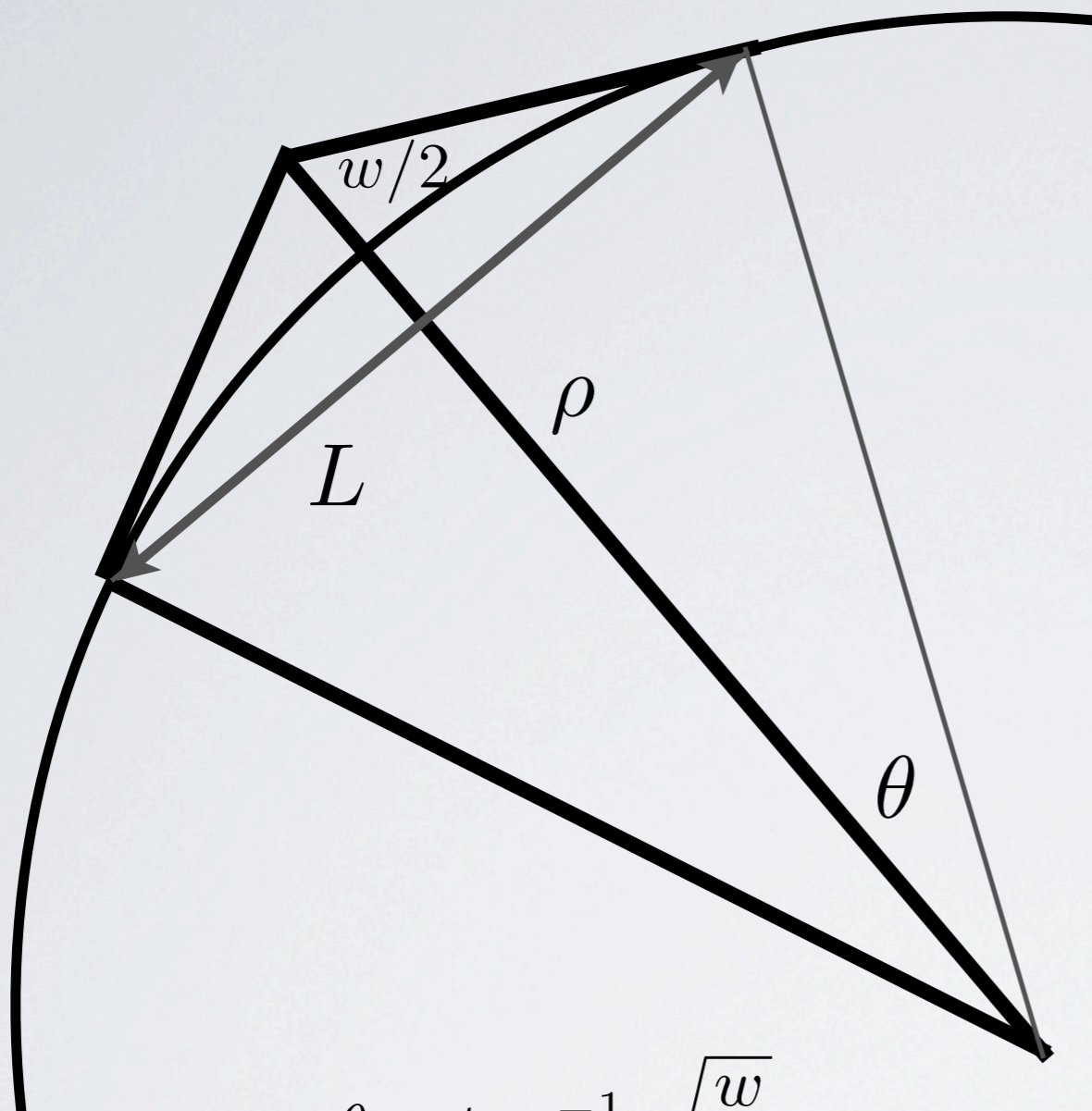
# Results with an asymmetric pipe



- $\Delta s$  and  $\Delta k$  agree with the path difference (next page) between the reflection.
- Also the modulation ratio of  $Z$  roughly agrees with the ratio of interference lengths:

$$L/(2L_0 - L) = 2.55/(82 \times 4 - 2.55) = 0.47$$

$$\rho = 16.3 \text{ m}, L = 4 \text{ m}, \infty \text{ drift}, 11/7/2010$$



$$\theta \approx \tan^{-1} \sqrt{\frac{w}{\rho}}$$

$$L = 2\rho\theta \approx 2\sqrt{\rho w}$$

$$\Delta s = 2\rho(\tan \theta - \theta) \approx 2\rho \frac{\theta^3}{3} \approx \frac{2w^{3/2}}{3\rho^{1/2}}$$

$$\rho = 16.3 \text{ m}, w = 100 \text{ mm} :$$

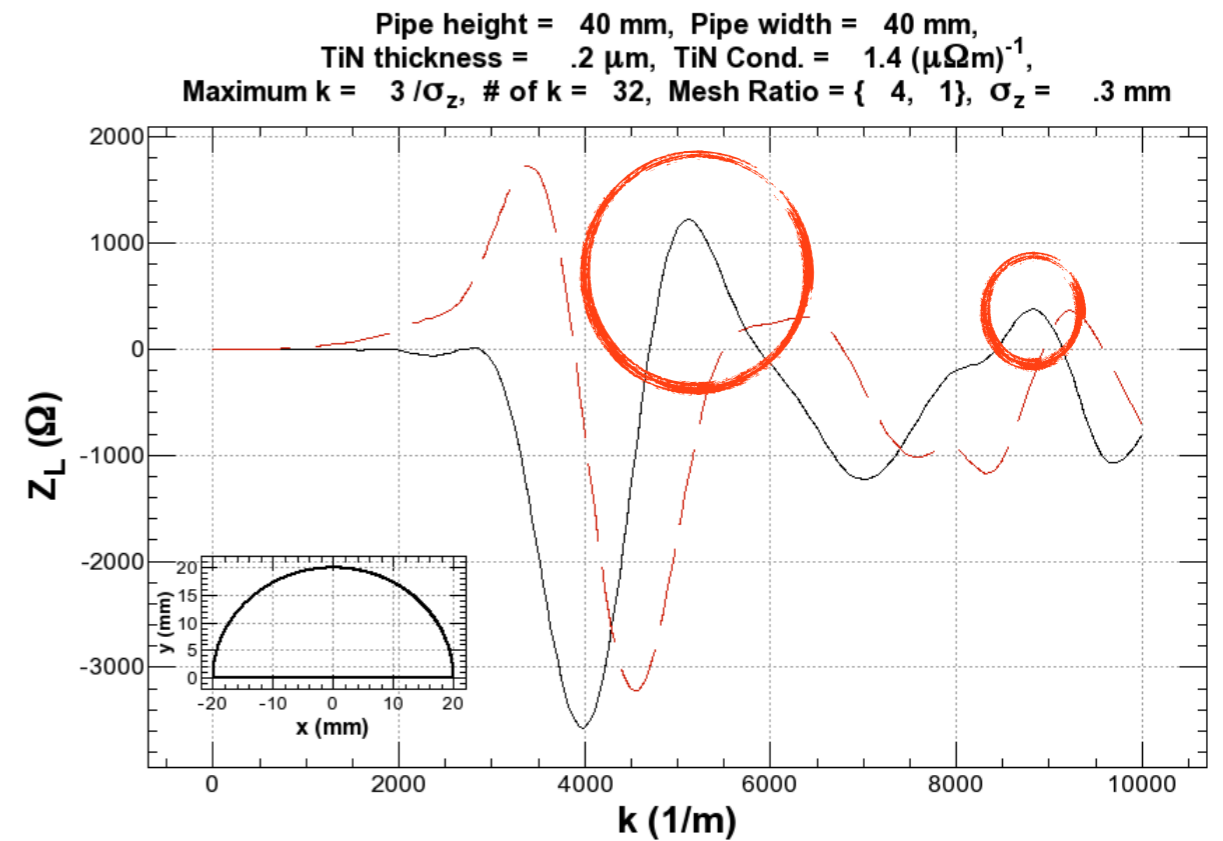
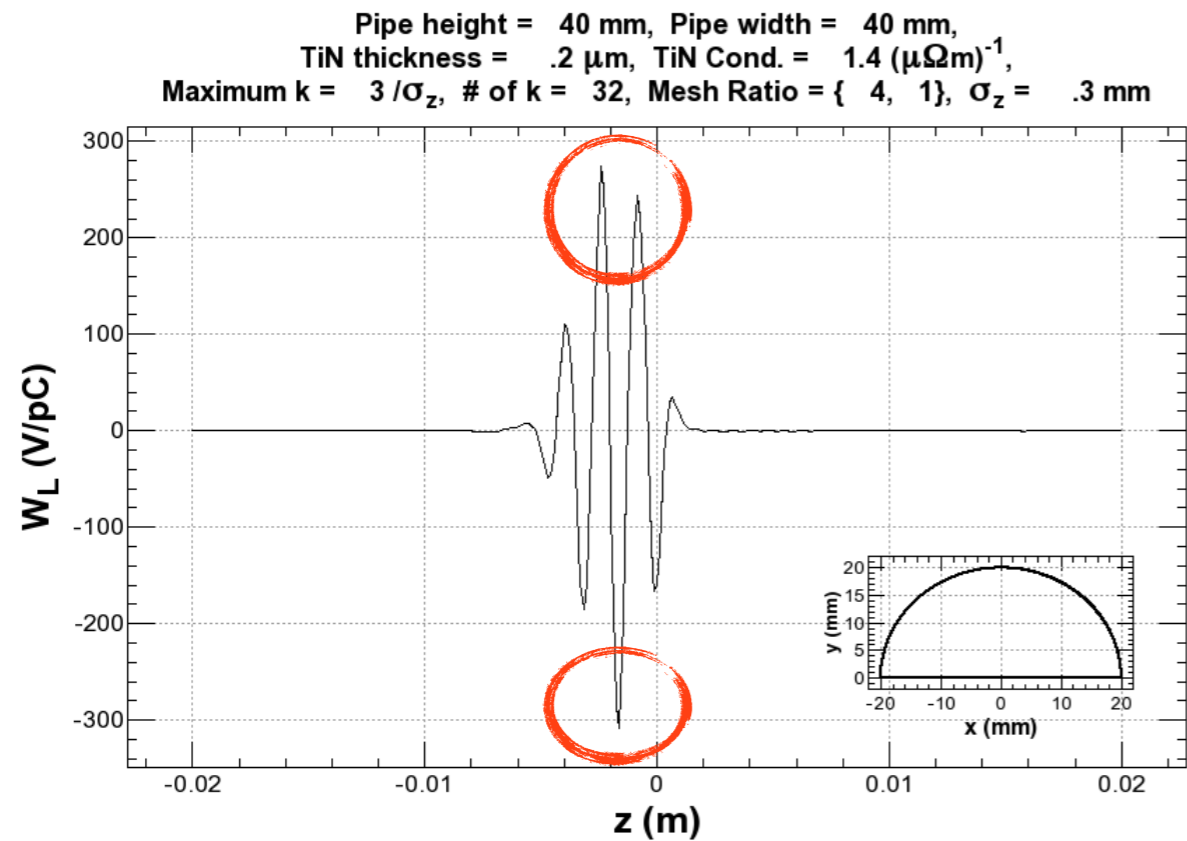
↓

$$L = 2.55 \text{ m},$$

$$\Delta s = 5.2 \text{ mm},$$

$$\Delta k = \frac{2\pi}{\Delta s} = 1210 \text{ m}^{-1}$$

# Unphysical results with a round pipe



- Converges to an unphysical result, even for  $M \geq 128$ .
- The reason has not been identified.

$\rho = 16.3 \text{ m}$ ,  $L = 4 \text{ m}$ ,  $\infty$  drift, 11/7/2010

# Discussions

- The eigen mode method may have some merits:
  - Capability to handle arbitral shape of the beam pipe.
  - Saving computation for a repetitive arrangement.
- But it has demerits:
  - Heavy computation, if finer mesh is necessary.
  - Not suitable for varying cross section.